

POWER WITHOUT COMPROMISE

QIS generators

Sustainable Productivity

Atlas Copco



Power without compromise

QIS generators

A standby generator is an essential part of any company's performance network. It needs to be ready and able to provide power in the event of an electrical supply interruption. You need to be sure that the generator will sense the urgent need and provide an instant response, with guaranteed performance, at exactly the moment it's needed.


We have extended our QIS range up to 1420 kVA to ensure we offer the generator that's right for your business. Built to our time-tested design principles, used across our entire generator portfolio, the QIS range offers you modular capabilities and room for upgrading and expansion; along with being designed for simple installation and exceptional reliability.


These generators are designed for optimal performance in the most demanding conditions, for both standby and stationary prime applications. The extreme testing procedure ensures their suitability for all applications, including data centers, healthcare, manufacturing, utilities and retail.

Thanks to its versatility, low noise and user-friendliness, a QIS generator can be easily integrated into all your projects. You don't just need power – you need power without compromise!





**SERVICE
INTERVAL (HRS)**
500 

**UP TO
25%
SMALLER
FOOTPRINT** 

**13% HIGHER
LOAD
FACTOR** 

**LOWER
DERATING** 

**PREWIRED
CUBICLE
FOR
UPGRADING** 

30% 
**CONTROL PANEL
FREE SPACE
FOR UPGRADING**

What is the cost of no power?

QIS generators provide peace of mind in many different applications. From critical stand-by to stationary prime or peak shaving.

Sustainable Productivity

Atlas Copco



QIS range



STANDARD FEATURES


Integrated control and power cubicle:

- Qc 2112/2212 AMF (AMF and remote start) digital controller
- Upgradeable cubicle
- 4 Pole breaker ⁽¹⁾
- Emergency stop
- Battery charger ⁽¹⁾



Transport efficiency:

- Integrated lifting structure with single elevation point ⁽¹⁾ (Four points lifting above 1115kVA)



Superior accessibility:

- Optimal serviceability through large access doors and panels
- Access to alternator (AVR and diode bridge)
- Full access to engine
- Direct radiator cleaning access panel
- External drain points access



Installation efficiency:

- Plug and play cable connection
- Pass through cable path, natural bend and strain relief
- Retention bund 110% self containment ⁽¹⁾ with level sensor ⁽²⁾
- Hot parts, fan and belt protection

Performance:

- High cooling performance radiator with ParCOOL for 100% standby power operation
- Sound attenuated and rugged galvanized steel enclosure
- Alternator IP23 with auxiliary winding (300% overcurrent during 20 seconds) and digital AVR (3 phases sensing and droop kit standard above 400 kVA)
- Electronic governor engine ⁽²⁾

Service efficiency:

- Decreased service downtime due to heavy duty fuel filtration system with water separator ⁽¹⁾
- Dual stage air filtration ⁽²⁾
- Oil drain pump ⁽¹⁾
- 500 hours service interval ⁽²⁾



Any single unit at full load and is tested in performance class:

- In addition, other tests by model done: LAT, vibration; noise, fuel consumption; water ingress



Customize the generator to your needs



MECHANICAL OPTIONS

- Synthetic oil
- Water separator fuel pre-filter ⁽³⁾
- High capacity fuel tank ⁽²⁾
- Rain cap ⁽³⁾
- Levelling mounts
- Shock absorbers mounts
- Lifting beam ⁽³⁾
- Exhaust silencers for openskid gensets

⁽¹⁾ Optional on some models

⁽²⁾ Not available on all models

⁽³⁾ Standard on some models

⁽⁴⁾ Only compatible with Qc2212-3012-3111



ELECTRICAL OPTIONS

- Earth leakage relay
- Communication modules (Ethernet, 3G, GPS, ...)
- Battery switch ⁽³⁾
- Expansions modules for inputs and outputs ⁽⁴⁾
- Remote annunciator and remote display ⁽⁴⁾
- Automatic fuel transfer system ⁽⁴⁾
- Preheating system
- Motorized circuit breaker ⁽²⁾
- Synchronizing controllers Qc3012-3111 ⁽²⁾
- Circuit breaker for openskid gensets ⁽³⁾



No noise? No problem!

Silent enough to be used in a residential area.

1MW of power with less than 70dB(A) noise (15m distance).

Sustainable Productivity

Atlas Copco



TECHNICAL DATA

MODEL	Performance Data								Noise level soundproof	
	Rated frequency	Rated voltage*	Prime power (PRP)	Standby power (ESP)	Prime power (PRP)	Standby power (ESP)	Fuel consumption at 75% PRP	Soundproof fuel autonomy 75% PRP	Sound power level (LwA)	Sound pressure level (LpA) at 7m
	Hz	V	kVA	kVA	kW	kW	l/h	h	dB(A)	dB(A)
QIS 10	50	400 / 230	9	10	7,2	8	2,1	26 / 119	86	59
QIS 16	50	400 / 230	13,7	16	11	12,8	2,8	19 / 89	90	63
QIS 25	50	400 / 230	20	21,5	16	17,2	3,9	14 / 64	91	64
QIS 35	50	400 / 230	30	33	23,8	26	5,6	19 / 86	92	66
QIS 45	50	400 / 230	42	46	34	37	7,2	14 / 66	92	66
QIS 70	50	400 / 230	63	71	50	57	10,2	16 / 51	91	65
QIS 90	50	400 / 230	84	92	67	74	13,3	17 / 51	88	61
QIS 110	50	400 / 230	102	112	81	89	16,9	14 / 40	90	63
QIS 135	50	400 / 230	123	135	99	108	20	19 / 48	91	65
QIS 175	50	400 / 230	157	173	126	139	25,9	14 / 37	92	66
QIS 215	50	400 / 230	197	217	157	173	34,8	11 / 27	97	71
QIS 220	50	400 / 230	200	220	160	176	31,7	15 / 46	92	65
QIS 330	50	400 / 230	300	330	240	264	47	10 / 31	97	72
QIS 225	50	400 / 230	200	220	160	176	34	12 / 35	97	71
QIS 275	50	400 / 230	249	275	199	220	43,1	9 / 27	97	71
QIS 335	50	400 / 230	300	330	240	264	44,9	13 / 36	97	71
QIS 355	50	400 / 230	321	352	257	281	48,3	12 / 34	97	71
QIS 415	50	400 / 230	383	418	306	334	57,1	10 / 28	97	71
QIS 435	50	400 / 230	400	437	320	350	60,8	10 / 27	97	71
QIS 505	50	400 / 230	459	509	367	407	69,2	9 / 23	97	71
QIS 545	50	400 / 230	500	546	400	437	75,1	14 / 28	98	72
QIS 655	50	400 / 230	597	656	477	525	88,4	12 / 24	99	73
QIS 705	50	400 / 230	637	706	509	565	95,6	10 / 16	98	72
QIS 470	50	400 / 230	410	470	328	376	65,1	16,9	98	73
QIS 510	50	400 / 230	460	509	368	407	72,9	15,1	98	73
QIS 580	50	400 / 230	524	580	419	464	83,4	13,2	101	76
QIS 630	50	400 / 230	571	630	457	504	94,2	11,7	101	76
QIS 700	50	400 / 230	635	700	508	560	103,8	10,6	101	76
QIS 735	50	400 / 230	680	735	544	588	109	11,8	101	76
QIS 830	50	400 / 230	752	830	601	664	119,1	10,8	101	76
QIS 875	50	400 / 230	800	874	640	699	116,2	9,5	103	75
QIS 1015	50	400 / 230	805	1015	644	812	116,2	9,5	103	75
QIS 1115	50	400 / 230	1011	1115	809	892	150,6	9,3	104	76
QIS 1250	50	400 / 230	1144	1250	915	1000	170,1	8,2	104	76
QIS 1420	50	400 / 230	1270	1420	1016	1136	180,7	7,8	105	77



MODEL	Engine		Alternator		Dimensions soundproofed				Dimensions open skid			
	Model	Speed control	Model	AVR model	Length	Width	Height	Fuel tank capacity (with optional fuel tank)	Length	Width	Height	Fuel tank capacity (with optional fuel tank)
					mm	mm	mm	l	mm	mm	mm	l
QIS 10	Kubota D1105-BG2	Mechanical	Mecc Alte ECP3-1L/4A	DSR								
QIS 16	Kubota D1703-M-BG	Electronic	Mecc Alte ECP3-3L/4	DSR	1750	840	1155	55 (250)	1500	840	1100	55 (250)
QIS 25	Kubota V2403-M-BG	Electronic	Mecc Alte ECP28-M/4A	DSR								
QIS 35	Kubota V3300-IDI-BG	Electronic	Mecc Alte ECP28-VL/4A	DSR								
QIS 45	Kubota V3800-DI-T-E2BG	Electronic	Mecc Alte ECP32-3S/4B	DSR	2220	940	1185	105 (480)	1860	940	1165	105 (480)
QIS 70	John Deere 4045TF120	Mechanical	Mecc Alte ECP32-2M/4B	DSR	2255	1130	1615	160 (520)	2255	1130	1615	160 (520)
QIS 90	John Deere 4045TF220	Mechanical	Mecc Alte ECP34-1S/4	DSR								
QIS 110	John Deere 4045HF120	Mechanical	Mecc Alte ECP34-2S/4	DSR	2900	1150	1710	230 (680)	2255	1150	1710	230 (680)
QIS 135	John Deere 6068TF220	Mechanical	Mecc Alte ECP34-1L/4	DSR								
QIS 175	John Deere 6068HF120	Mechanical	Mecc Alte ECP34-3L/4	DSR	3265	1150	1860	375 (950)	2700	1150	1860	375 (950)
QIS 215	John Deere 6068HFG20	Mechanical	Mecc Alte ECO38-2S/4	DSR								
QIS 220	Doosan P086 TI	Electronic	Mecc Alte ECO38-2S	DSR								
QIS 330	Doosan P126 TI-II	Electronic	Mecc Alte ECO38-2L	DSR	3840	1470	1915	490 (1490)	2990	1470	1760	490 (1490)
QIS 225	Volvo TAD 733 GE	Electronic	Mecc Alte ECO38-2S	DSR								
QIS 275	Volvo TAD 734 GE	Electronic	Mecc Alte ECO38-1L	DSR	3675	1400	2065	405 (1180)	3020	1150	2060	415 (945)
QIS 335	Volvo TAD 1341 GE	Electronic	Mecc Alte ECO38-2L	DSR								
QIS 355	Volvo TAD 1341 GE	Electronic	Mecc Alte ECO38-3L	DSR								
QIS 415	Volvo TAD 1343 GE	Electronic	Mecc Alte ECO40-1S	DER1	4580	1500	2235	590 (1625)	3340	1150	2210	525 (1430)
QIS 435	Volvo TAD 1344 GE	Electronic	Mecc Alte ECO40-1S	DER1								
QIS 505	Volvo TAD 1345 GE	Electronic	Mecc Alte ECO40-3S	DER1								
QIS 545	Volvo TAD 1641 GE	Electronic	Mecc Alte ECO40-3S	DER1								
QIS 655	Volvo TAD 1642 GE	Electronic	Mecc Alte ECO40-1,5L	DER1	5000	1650	2300	1055 (2100)	3950	1550	2560	1035 (2785)
QIS 705	Volvo TWD 1643 GE	Electronic	Mecc Alte ECO40-2L	DER1	5600	1860	2300	960 (1500)				
QIS 470	Doosan P158 LE	Electronic	Mecc Alte ECO40-2S	DER1								
QIS 510	Doosan DP158 LC	Electronic	Mecc Alte ECO40-3S	DER1								
QIS 580	Doosan DP158 LD	Electronic	Mecc Alte ECO40-1L	DER1	4800	1870	2395	1090	3335	1870	2315	1090
QIS 630	Doosan DP180 LA	Electronic	Mecc Alte ECO40-1,5L	DER1								
QIS 700	Doosan DP180 LB	Electronic	Mecc Alte ECO40-2L	DER1								
QIS 735	Doosan DP222 LB	Electronic	Mecc Alte ECO40-2L	DER1								
QIS 830	Doosan DP222 LC	Electronic	Mecc Alte ECO43-1S	DER1	5200	1870	2575	1285	3620	1870	2385	1285
QIS 875	MTU 12V2000G26F (3E)	Electronic	Mecc Alte ECO43-1S	DER1								
QIS 1015	MTU 12V2000G86F	Electronic	Mecc Alte ECO43-2S	DER1	5600	1860	2430	1100				
QIS 1115	MTU 16V2000G76F	Electronic	Mecc Alte ECO43-1M	DER1					4485	2220	2485	950
QIS 1250	MTU 16V2000G86F	Electronic	Mecc Alte ECO43-2M	DER1	6500	2040	2680	1400				
QIS 1420	MTU 18V2000G76F	Electronic	Mecc Alte ECO43-2L	DER1					4580	2220	2485	950

TECHNICAL DATA

MODEL	Performance Data								Noise level soundproof	
	Rated frequency	Rated voltage*	Prime power (PRP)	Standby power (ESP)	Prime power (PRP)	Standby power (ESP)	Fuel consumption at 75% PRP	Soundproof fuel autonomy 75% PRP	Sound power level (LwA)	Sound pressure level (LpA) at 7m
	Hz	V	kVA	kVA	kW	kW	l/h	h	dB(A)	dB(A)
QIS 10	60	220 / 127	11	12,6	8,8	10,1	2,4	20 / 92	88	61
QIS 15	60	220 / 127	16,6	18,8	13,3	15	3,4	16 / 75	92	65
QIS 19	60	220 / 127	23	23,6	18,4	18,9	4,8	11,7 / 53	91	64
QIS 30	60	220 / 127	34,1	36,6	27,3	29	6,4	16 / 75	94	68
QIS 45	60	220 / 127	50	54	40	43	8,6	12 / 56	93	67
QIS 60	60	480 / 277	75	78	60	62	12,6	13 / 41	95	69
QIS 85	60	480 / 277	94	105	76	84	16	14 / 43	91	64
QIS 100	60	480 / 277	113	124	90	99	19	12 / 36	93	67
QIS 120	60	480 / 277	136	150	109	120	24,6	15 / 39	95	69
QIS 150	60	480 / 277	171	188	137	151	31,7	12 / 30	97	71
QIS 170	60	480 / 277	194	216	155	172	36,7	10 / 26	100	74
QIS 200	60	480 / 277	230	241	184	193	37,7	13 / 38	97	71
QIS 300	60	480 / 277	350	377	280	302	56	8 / 26	100	75
QIS 205	60	480 / 277	223	248	179	199	34	12 / 35	100	74
QIS 235	60	480 / 277	252	283	202	226	43,1	9 / 27	100	74
QIS 305	60	480 / 277	344	378	275	302	44,9	13 / 36	100	74
QIS 365	60	480 / 277	414	454	331	363	57,1	10 / 28	100	74
QIS 405	60	480 / 277	456	502	365	402	60,8	10 / 27	100	74
QIS 515	60	480 / 277	573	645	459	516	75,1	14 / 28	101	75
QIS 555	60	480 / 277	628	689	503	552	88,4	12 / 24	102	76
QIS 605	60	480 / 277	693	762	554	610	95,6	10 / 16	101	75
QIS 400	60	480 / 277	450	500	360	400	74,7	14,7	101	76
QIS 450	60	480 / 277	526	563	421	450	83,4	13,2	101	76
QIS 500	60	480 / 277	572	625	457	500	92,9	11,8	104	79
QIS 540	60	480 / 277	642	642	514	544	106,6	10,4	104	79
QIS 610	60	480 / 277	629	765	554	612	114,2	9,6	104	79
QIS 710	60	480 / 277	808	893	646	714	127,7	10	104	79
QIS 740	60	480 / 277	849	925	679	740	134,4	9,6	104	79



MODEL	Engine		Alternator		Dimensions soundproofed				Dimensions open skid			
	Model	Speed control	Model	AVR model	Length	Width	Height	Fuel tank capacity (with optional fuel tank)	Length	Width	Height	Fuel tank capacity (with optional fuel tank)
					mm	mm	mm	l	mm	mm	mm	l
QIS 10	Kubota D1105-BG2	Mechanical	Mecc Alte ECP3-1L/4A	DSR								
QIS 15	Kubota D1703-M-BG	Electronic	Mecc Alte ECP3-3L/4	DSR	1750	840	1155	55 (250)	1500	840	1100	55 (250)
QIS 19	Kubota V2403-M-BG	Electronic	Mecc Alte ECP28-M/4A	DSR								
QIS 30	Kubota V3300-IDI-BG	Electronic	Mecc Alte ECP28-VL/4A	DSR								
QIS 45	Kubota V3800DI-T-BG 2	Electronic	Mecc Alte ECP32-3S/4B	DSR	2220	940	1185	105 (480)	1860	940	1165	105 (480)
QIS 60	John Deere 4045TF120	Mechanical	Mecc Alte ECP32-2M/4B	DSR	2255	1130	1615	160 (520)	2255	1130	1615	160 (520)
QIS 85	John Deere 4045TF220	Mechanical	Mecc Alte ECP34-1S/4	DSR								
QIS 100	John Deere 4045HF120	Mechanical	Mecc Alte ECP34-2S/4	DSR	2900	1150	1710	230 (680)	2255	1150	1710	230 (680)
QIS 120	John Deere 6068TF220	Mechanical	Mecc Alte ECP34-1L/4	DSR								
QIS 150	John Deere 6068HF120	Mechanical	Mecc Alte ECP34-2L/4	DSR	3265	1150	1860	375 (950)	2700	1150	1860	375 (950)
QIS 170	John Deere 6068HFG20	Mechanical	Mecc Alte ECO38-1S/4	DSR								
QIS 200	Doosan P086 TI	Electronic	Mecc Alte ECO38-2S	DSR								
QIS 300	Doosan P126 TI-II	Electronic	Mecc Alte ECO38-2L	DSR	3840	1470	1915	490 (1490)	2990	1470	1760	490 (1490)
QIS 205	Volvo TAD 733 GE	Electronic	LSA 46.3 S3	R450								
QIS 235	Volvo TAD 734 GE	Electronic	LSA 46.3 S4	R450								
QIS 305	Volvo TAD 1341 GE	Electronic	LSA 46.3 M8	R450								
QIS 365	Volvo TAD 1343 GE	Electronic	LSA 46.3 L11	R450								
QIS 405	Volvo TAD 1344 GE	Electronic	LSA 47.2 VS2	R450								
QIS 515	Volvo TAD 1641 GE	Electronic	LSA 47.2 M7	R450								
QIS 555	Volvo TAD 1642 GE	Electronic	LSA 47.2 M8	R450	5000	1650	2300	1055 (2100)	3950	1550	2560	1035 (2785)
QIS 605	Volvo TWD 1643 GE	Electronic	LSA 47.2 L9	R450	5600	1860	2330	960 (1500)				
QIS 400	Doosan P158 LE	Electronic	Mecc Alte ECO40-1S	DER1								
QIS 450	Doosan DP158 LC	Electronic	Mecc Alte ECO40-2S	DER1								
QIS 500	Doosan DP158 LD	Electronic	Mecc Alte ECO40-3S	DER1								
QIS 540	Doosan DP180 LA	Electronic	Mecc Alte ECO40-1L	DER1	4800	1870	2395	1090	3335	1870	2315	1090
QIS 610	Doosan DP180 LB	Electronic	Mecc Alte ECO40-1.5L	DER1								
QIS 710	Doosan DP222 LB	Electronic	Mecc Alte ECO40-VL	DER1								
QIS 740	Doosan DP222 LC	Electronic	Mecc Alte ECO40-VL	DER1	5200	1870	2575	1285	3620	1870	2385	1285

Portable Energy Solutions Portfolio

AIR COMPRESSORS

READY TO GO

- 1-5 m³/min
- 7-12 bar



VERSATILITY

- 5,5-22 m³/min
- 7-20 bar



PRODUCTIVITY PARTNER

- 19-116 m³/min
- 10-345 bar



Diesel and electric options available

GENERATORS

PORTABLE

- 1,6-13,9 kVA



MOBILE

- 9-1250* kVA



INDUSTRIAL

- 10-1250* kVA



*Multiple configurations available to produce power for any size application

DEWATERING PUMPS

ELECTRIC SUBMERSIBLE

- 250-16.500 l/min



CENTRIFUGAL

- 833-23.300 l/min



SMALL PORTABLE

- 210-2500 l/min



Diesel and electric options available

LIGHT TOWERS

LED



METAL HALIDE



ELECTRIC



Committed to sustainable productivity

Atlas Copco's Portable Energy division has a forward-thinking philosophy. For us, creating customer value is all about anticipating and exceeding your future needs – while never compromising our environmental principles. Looking ahead and staying ahead is the only way we can ensure we are your long term partner.

www.atlascopco.com

Atlas Copco